


2019-20
PERSONNEL
BUDGET

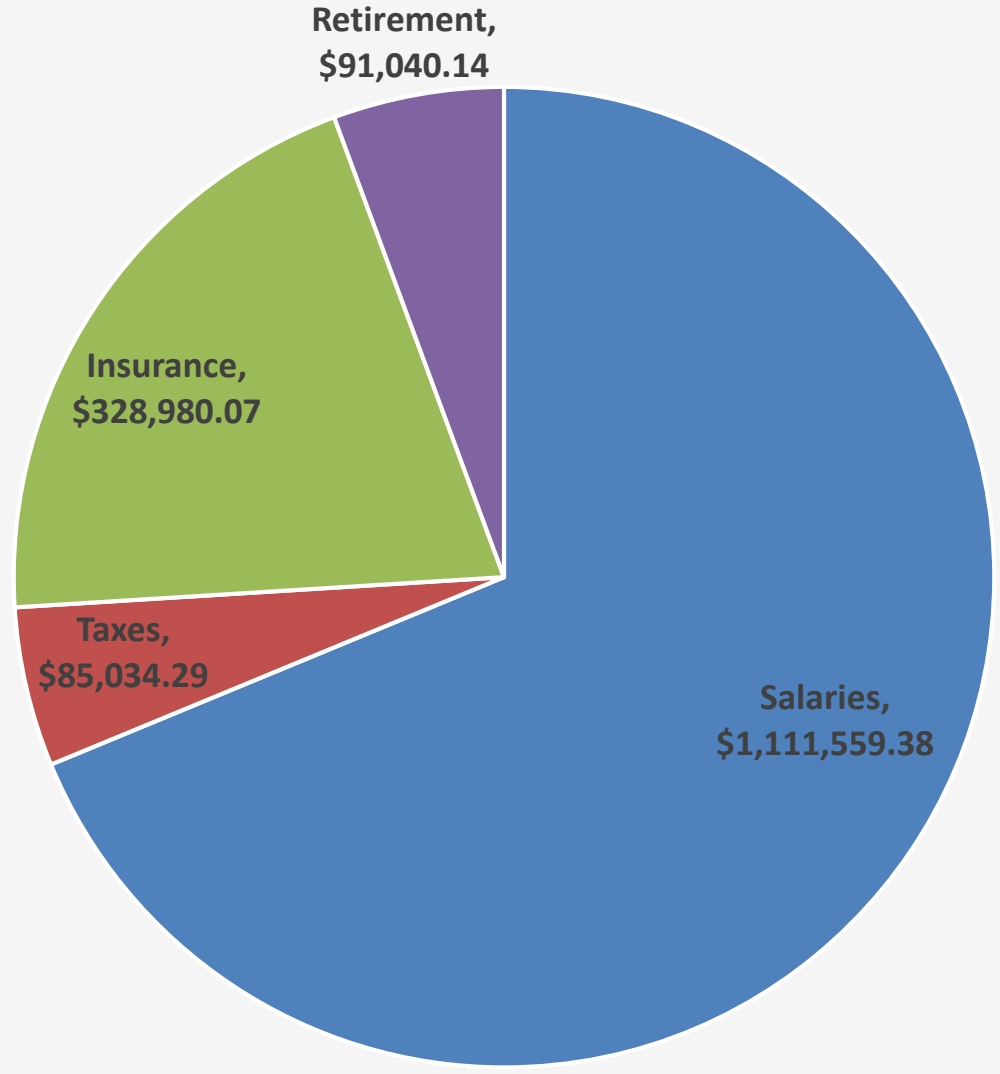
City of Fairfield

Overview

- 2018-19 Employees: 40
 - 2019-20 Employees: 40
 - Revisions in health insurance
 - Proposed addition of an Animal Control/Code Enforcement officer
 - Proposing 2% cost of living raise for most city employees
 - New employees will use the proposed salary scale
-
- 

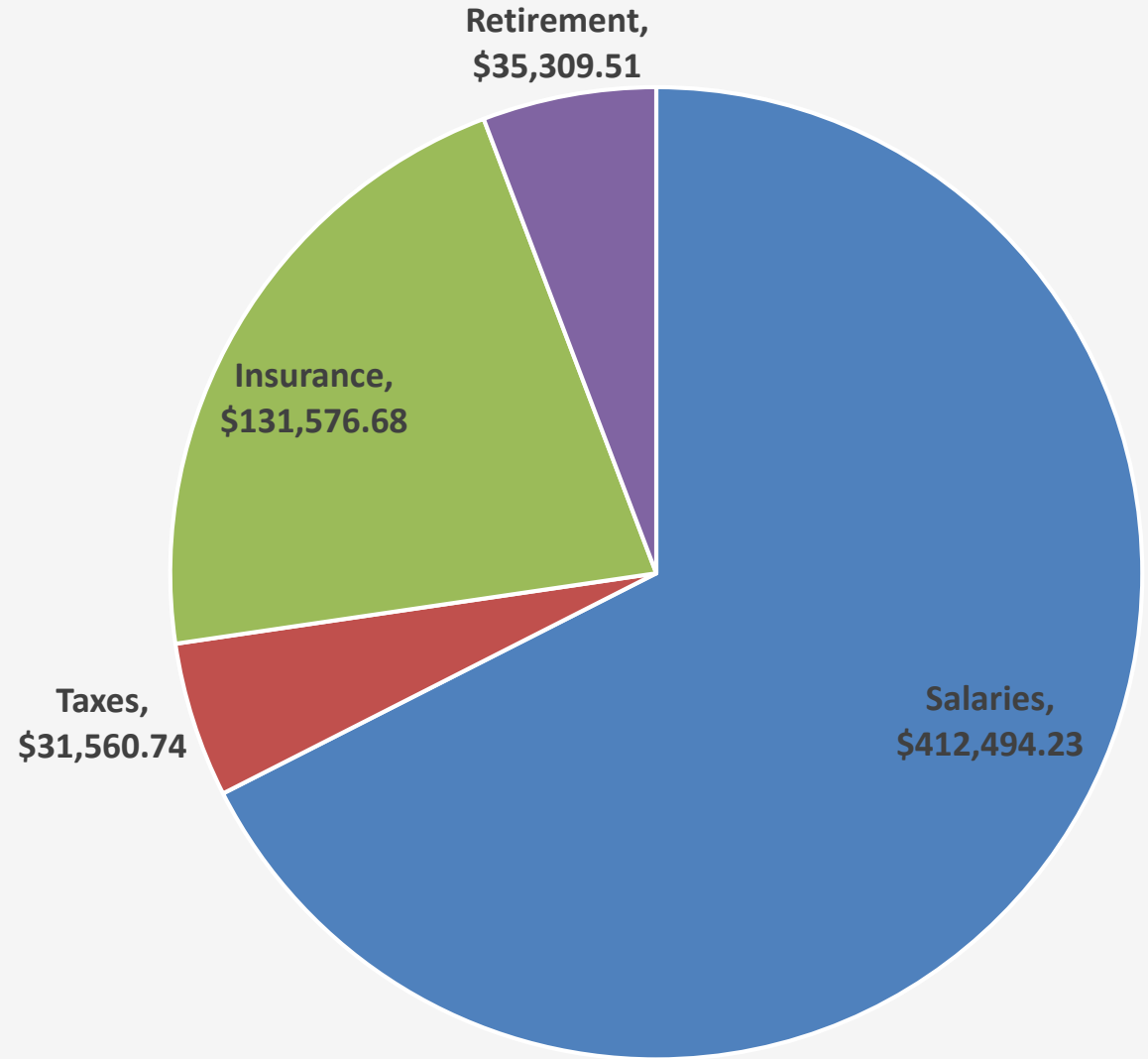
General Fund Expenses

*Total:
\$1,616,613.88*



Enterprise Fund Expenses

*Total:
\$610,941.15*



SALARY TABLE

Hourly Rates by Grade and Step

Grade	Step 1	Step 2	Step 3	Step 4	Step 5	Step 6	Step 7	WITHIN GRADE AMOUNTS
1	\$8.50	\$8.85	\$9.41	\$9.70	\$10.15	\$10.43	\$10.71	VARIES
2	\$9.50	\$9.85	\$10.44	\$10.56	\$11.18	\$11.49	\$12.11	VARIES
3	\$10.50	\$10.85	\$11.20	\$11.20	\$11.55	\$11.90	\$12.25	\$0.35
4	\$11.50	\$11.89	\$12.28	\$12.67	\$13.06	\$13.45	\$13.84	\$0.39
5	\$13.00	\$13.44	\$13.88	\$14.32	\$14.76	\$15.20	\$15.64	\$0.44
6	\$15.00	\$15.49	\$15.98	\$16.47	\$16.96	\$17.45	\$17.94	\$0.49
7	\$17.00	\$17.55	\$18.10	\$18.65	\$19.20	\$19.75	\$20.30	\$0.55
8	\$18.00	\$18.60	\$19.20	\$19.80	\$20.40	\$21.00	\$21.60	\$0.60
9	\$19.00	\$19.67	\$20.34	\$21.01	\$21.68	\$22.35	\$23.02	\$0.67
10	\$21.00	\$21.73	\$22.46	\$23.19	\$23.92	\$24.65	\$25.38	\$0.73
11	\$24.00	\$24.81	\$25.62	\$26.43	\$27.24	\$28.05	\$28.86	\$0.81
12	\$29.00	\$29.97	\$30.94	\$31.91	\$32.88	\$33.85	\$34.82	\$0.97
13	\$34.00	\$35.15	\$36.30	\$37.45	\$38.60	\$39.75	\$40.90	\$1.15

SALARY TABLE

Yearly Rates by Grade and Step

Grade	Step 1	Step 2	Step 3	Step 4	Step 5	Step 6	Step 7	WITHIN GRADE AMOUNTS
1	\$17,680.00	\$18,408.00	\$19,572.80	\$20,176.00	\$21,112.00	\$21,694.40	\$22,276.80	VARIES
2	\$19,760.00	\$20,488.00	\$21,715.20	\$21,964.80	\$23,254.40	\$23,899.20	\$25,188.80	VARIES
3	\$21,840.00	\$22,568.00	\$23,296.00	\$23,296.00	\$24,024.00	\$24,752.00	\$25,480.00	\$0.35
4	\$23,920.00	\$24,731.20	\$25,542.40	\$26,353.60	\$27,164.80	\$27,976.00	\$28,787.20	\$0.39
5	\$27,040.00	\$27,955.20	\$28,870.40	\$29,785.60	\$30,700.80	\$31,616.00	\$32,531.20	\$0.44
6	\$31,200.00	\$32,219.20	\$33,238.40	\$34,257.60	\$35,276.80	\$36,296.00	\$37,315.20	\$0.49
7	\$35,360.00	\$36,504.00	\$37,648.00	\$38,792.00	\$39,936.00	\$41,080.00	\$42,224.00	\$0.55
8	\$37,440.00	\$38,688.00	\$39,936.00	\$41,184.00	\$42,432.00	\$43,680.00	\$44,928.00	\$0.60
9	\$39,520.00	\$40,913.60	\$42,307.20	\$43,700.80	\$45,094.40	\$46,488.00	\$47,881.60	\$0.67
10	\$43,680.00	\$45,198.40	\$46,716.80	\$48,235.20	\$49,753.60	\$51,272.00	\$52,790.40	\$0.73
11	\$49,920.00	\$51,604.80	\$53,289.60	\$54,974.40	\$56,659.20	\$58,344.00	\$60,028.80	\$0.81
12	\$60,320.00	\$62,337.60	\$64,355.20	\$66,372.80	\$68,390.40	\$70,408.00	\$72,425.60	\$0.97
13	\$70,720.00	\$73,112.00	\$75,504.00	\$77,896.00	\$80,288.00	\$82,680.00	\$85,072.00	\$1.15

Position	Department	Classification	FLSA Exemption Status	Possible Grades
Administrative Assistant	Admin, et al.	CL	N	7
City Administrator	Administration	EX	Y	13
City Secretary	Administration	DH	Y	12
Code Enforcement Officer	Administration	PT	N	3
Economic Development Director	EDC	P	Y	11
Meter Reader	Water	ST	N	4
Municipal Court Clerk	Judicial	CL	N	5
Municipal Court Judge	Judicial	P, PT	N	4
Parks Supervisor	Parks	S	N	7
Parks Technician 1	Parks	ST	N	5
Parks Technician 2	Parks	ST	N	6
Police Chief	Police	DH	Y	12
Police Corporal	Police	PS	N	9
Police Dispatcher	Police	PS	N	5
Police Dispatcher Trainee	Police	PS	N	4
Police Head Dispatcher	Police	PS	N	6
Police Officer	Police	PS	N	8
Police Officer Trainee	Police	PS	N	7
Police Sergeant	Police	PS	N	10
Public Works Director	Public Works	DH	Y	12
Sanitation Technician	Public Works	PT	N	3
Street Supervisor	Streets	S	N	8
Street Technician 1	Streets	ST	N	5
Street Technician 2	Streets	ST	N	6
Utility Billing Supervisor	Water/Wastewater	S	N	6
Utility Billing Clerk	Water/Wastewater	CL	N	4
Utility Operator 1	Wastewater	LP	N	7
Utility Operator 2	Wastewater	S	N	8
Utility Supervisor	Water/Wastewater	S	N	9
Utility Technician 1	Wastewater	LP	N	6

Proposed Organizational Chart

